



Coaching Your Patients to Optimal Interdental Health

Disclosure Statement:

- The content for this self-study course was developed and written by Carol A. Jahn, RDH, MS; a Water Pik, Inc employee
- Water Pik, Inc designed and produced this self-study course
- Water Pik, Inc. manufactures and distributes products addressed in this course

Course Objective:

To provide the dental team with the basic knowledge and skill set required to elicit effective behavior change in patients particularly in the area of interdental cleaning.

Learning Outcomes:

- Understand the limitations of the 'show, tell, do' method
- Discuss the principles of motivational interviewing
- Describe the stages of change
- Explain the guiding technique for coaching
- Identify effective alternatives for interdental cleaning

INTRODUCTION

Dental professionals know that regular interdental cleaning is a prerequisite for most people in order to achieve optimal oral health. Yet for all the educating, persuading, or even cajoling that is done with patients, less than half heed the guidance. This leads to frustration on both sides; practitioners who do not understand why people fail to follow recommendations, and patients who view it as being 'yelled at'.

The crux of the problem is not that practitioners 'yell' or that patients are 'deaf' to recommendations. Rather, the issue at hand is using effective techniques for behavior change. Most dental or dental hygiene curriculums include little instruction on this subject even though advising and educating patients consumes an important part of what dental professionals do on a daily basis. Most of the learning comes on-the-job through trial and error. The problem is that despite our best efforts, reports show that only about one third (32.9%) of adults utilize floss or other types of interdental cleaning on a daily basis.¹

The problem is that despite our best efforts, reports show that only about one-third (32.9%) of adults utilize floss or other types of interdental cleaning on a daily basis.¹

If 'best efforts' are not leading to successful behavior changes in patients, then perhaps it is time to re-examine current methods and give consideration to a different approach. Many practitioners are beginning to realize that there are numerous other products that can work as well as dental floss, and they are beginning to include them in their recommendations. This is a positive step forward. It is also important to consider that a different tactic to patient education may also be needed.

CHANGING BEHAVIORS

Practitioner-Center: Compliance

Achieving patient compliance is founded on the belief that the provider is the expert. The practitioner educates the patient, and assumes if they know the 'why' and 'how', they will do it. If patients do not follow advice, then they are considered unmotivated or lazy. The traditional approach to this type of patient education has been the 'tell, show, do' method. The 'tell' part involves explaining to the patient the 'why' of the recommendation (i.e. plaque accumulation leads to gingivitis). This was followed by 'showing' the patient what to do like demonstrating the use of dental floss. The 'do' component meant having the patient demonstrate the use of the product.

The problem is that this method rarely works for dental professionals and other healthcare providers. It has been shown that for patients who suffered a myocardial infarction and were prescribed three drugs, during the first month, one-third stopped taking one or more medications with 12% stopping all medications.² This is not surprising as an inverse relationship has been shown between compliance and daily dosing. When patients are prescribed a single daily dose of medication, compliance is 78% compared to 72%, 64%, and 60% for two, three, and four times a day dosing, respectively.³ It is often more difficult for people to comply with regimens, like oral self-care, that need to be implemented for the rest of their life as compared to something with a finite end. People sometimes underestimate their own personal risk for a condition or disease as well as overestimate the skills they have to limit the risk.⁴

Some of the difficulties with gaining compliance center on the word itself, which according to Merriam-Webster means 'yielding to the wishes of others.' As practitioners observe, this may work in the short-term, but rarely in the long-run. Patients often tell stories of how they flossed regularly for a few weeks post appointment, and then stopped. Dental professionals are sometimes tempted to use the 'fear factor' to drive compliance. As many have discovered this is not an effective mechanism. Fear may hinder compliance in a couple

of ways. For some, fear drives denial of the problem. For others, fear ratchets up anxiety to the point it interferes with attention and retention.⁴

While knowledge is a necessary component of behavior change, it is not the only condition needed for long-term change.⁴ The challenge with changing behavior is that people have different personalities, styles of learning and experiences, as well as generational and cultural influences. All of these impact their interest and capacity for change. Practitioners bring their own personal preferences to the table when trying to influence patients. In essence, one tends to teach the way they like to be taught. This is underscored by the example of the patient who has an 'ah ha' moment when seeing a new practitioner such as a substitute dental hygienist. The regular provider often feels stumped since they know they have conveyed the same information without a successful result. What most fail to understand about the situation is that it is not about lack of credibility on the part of the regular provider but instead a different style or way of presenting the information to the patient that resulted in the connection.

The challenge with changing behavior is that people have different personalities, styles of learning and experiences, as well as generational and cultural influences.

All of these impact their interest and capacity for change.

Patient Centered: Coaching

In recent years, a new approach to patient behavior change has emerged; **motivational interviewing (MI)**. The underlying premise for MI is that motivation is malleable, and all patients have potential for change. Instead of the show, tell, do approach, MI focuses on collaborating with the patient to help them tap into their own goals, values, and aspirations and use them as a motive and resource for change.⁵ MI is a form of coaching. Both are patient or client-focused and founded on the similar principles of taking action based on values, goals, or desires. Rather than providing explicit direction, practitioners balance direction with listening and guiding.^{5,6}

A systematic review of the literature for MI found that it outperforms traditional advice-giving in the treatment of a wide range of behavioral-related conditions and diseases. MI produced significant clinical changes for weight, cholesterol, blood pressure, and alcohol consumption. Data included both the direct measurement of clinical outcomes as well as indirect measures like questionnaires. The effectiveness of MI was not related to a provider's level of education or professional rank. Doctors, nurses, psychiatrists, psychologists, midwives, and dieticians all elicited effectiveness. MI can be effective even with a brief encounter of 15 minutes. More than one encounter with a patient does help increase effectiveness.⁷ MI has been used with parents of small children to help prevent/reduce early childhood caries. Follow-up at one and two years found that children whose parents received MI had less new carious lesions than children whose parents received a traditional approach.^{8,9}

MI relies on a set of techniques and coaching style.⁷ It is founded on four guiding principles.

The acronym for these is **RULE**.⁵

- Resist
- Understand
- Listen
- Empower

Resist the righting reflex is a guiding principle that refers to the reflex that practitioners often have to set things right particularly when they see destructive behaviors or people 'headed down the wrong path'. The reason this often backfires is that it is natural for people to resist being persuaded so much so that some even view it as coercion. When practitioners take up the 'right' side of the argument such as 'you need to floss everyday' the only side left for the patient is opposition aka "I don't have time." MI coaches patients to take up the 'right side' of the argument for themselves.⁵

Understand your patient's motivations will provide the greatest clarity on how they perceive the current situation and where their values and concerns lie in changing. Giving the patient a voice to this helps them explore the possibilities and take up the argument for change.⁵

Listen to your patient seems like patient education 101; but it is actually a complex skill. Good listening skills involve allowing the patient adequate time to talk without interrupting as well as being able to ask appropriate questions, clarify responses, and summarize meaning.⁵

Empower your patient is key in assisting them to understand that they can make a significant difference in their own health. In this role, practitioners act as facilitators by helping the patient bring their own expertise to the forefront such as what might be the right interdental aid for them and the best time to implement it.⁵

MI is a tool that dental professionals can use to effectively coach their patients to improved oral health. The shift from an 'expert' to a coaching role is a learned skill that improves with practice. It does not mean total abandonment of ethical responsibilities in instances where informing a patient of the nature and extent of the problem is required. It also does not mean giving up all power to the patient. Rather, it gently executes a plan for behavior change that allows the patient to look within themselves and assume responsibility for their own choices and necessary behavior changes.

The shift from an 'expert' to a coaching role is a learned skill that improves with practice.

It does not mean total abandonment of ethical responsibilities in instances where informing a patient of the nature and extent of the problem is required.

COACHING SKILLS

The shift from advice-giving to coaching can seem awkward initially. The acquisition of new skills is often stressful, and it is easy to slip back to old habits. Recognizing this helps practitioners have greater acceptance and empathy for their patients as they struggle to incorporate new, healthier behaviors into their lives. Practitioners often find they can achieve results by choosing one skill to focus on at a time.

Coaching involves assessing the patient's desire to change. Three factors play a role; the readiness of the patient to change, the importance of the change to the patient, and the confidence the patient has in accomplishing the change.^{5,10} The ability to correctly assess these factors hinges both on style and skill. The predominant style of coaching is guiding. Guiding finds the middle ground between telling the patient what to do and passively listening to their story by helping

patients find their way. The skill set that helps the practitioner accomplish this is a combination of asking, informing, and listening.⁵

How Ready are They to Change?

Patients will come to the practice in various stages of change. Being able to identify where they fall on this continuum is one aspect of assessing their readiness to change. The importance of a change and the patient's perceived confidence in being able to cope with that change play a strong role in motivation or readiness to change.¹⁰ The degree of readiness for change possessed by an individual has been conceptualized by Prochaska et al in his work on the stages of change.¹¹

There are five stages of change relevant to dental care.¹²

- **Precontemplation**
- **Contemplation**
- **Preparation**
- **Action**
- **Maintenance**

Patients in the **precontemplation** phase are actively resistant to change. They may deny they have a problem or the seriousness of the problem. In fact, they may think you or another person is the problem. An example of this is the patient who comes in only because their spouse made the appointment. They may tell you they just want you to 'clean' their teeth and that's it — no lectures. Defensiveness and demoralization are hallmark feelings.¹¹

In the **contemplation** stage, patients are starting to become aware of their problem, and are trying to understand it. They are not ready to begin making a change just yet; they may feel stuck between wanting to change and wanting to resist. In fact, it has been observed that some people can stay stuck in the contemplation phase for years. An example of this is the patient who talks about stopping smoking but hasn't yet; they are waiting for the 'right' time. People in this phase begin to openly talk about their problems and actively seek reassurance.¹¹

The **preparation** phase means that people are getting ready to take action. They are identifying specific steps that they are going to take, and making those steps public. A patient in this phase may tell you they are planning on seeing the periodontist. They may ask again for the name and number

and even tell you how they are planning to fit in the treatment; time off from work, help from a family member. People at this stage are becoming hopeful although they may still harbor some ambivalence about change.¹¹

The **action** stage is one of the easiest to identify because the behaviors people are adopting are often observable. The patient's oral health has improved because they are keeping regular appointments and using a dental water jet. The mistake people often make in this stage is assuming that action is change and not recognizing the tremendous effort and energy that is required in this phase. Support and rewards are critical to helping the patient find success through action.¹¹

Maintenance is the stage many patients are in.¹² They have taken action like using some type of interdental aid, but they still struggle a bit, sometime relapsing. Internal and external challenges such as being too tired at night to floss or going on vacation and taking a break from everyday routine can be derailments. While discouraging, relapse provides an opportunity for learning and reinforcing commitment to the action.¹¹

Patients may seem to move back and forth between stages. Change is a process that is not linear but rather more like a spiral with the likely potential for relapses and set-backs. Assessing **importance** and **confidence** can assist practitioners as they determine readiness.¹⁰

As people move through the stages of change, their motivation will depend on how important the change is to them as well as the level of confidence they have in their ability to change. For change to occur, the patient must have a high level of both. The importance of change is related to the patient's personal values especially the perceived benefit from changing. Confidence refers to the patient's perception of whether or not they have skills or even the where-with-all to accomplish the change. For example, a patient may believe that flossing is important to oral health, but if they believe flossing is too difficult, it's likely they won't do it.¹⁰ A study by Tedesco et al supports this. They found patients believed in the importance of both brushing and flossing but because they lacked confidence in their ability to floss, they stated they forgot to floss, two or more times per week.¹³ Stewart et al found that patients who were counseled using a stages of change intervention showed greater self-efficacy with dental floss.¹⁴

Style and Skills

In regards to coaching, **style** refers to the attitude and approach that is taken in communicating with patients. Sometimes directing is required when you need to take charge and talk about a diagnosis or condition. Another

type of style is following. This means listening passively or following their lead. This might be employed after a patient has been told 'bad news' or perhaps when they are relaying information about a previous unpleasant dental experience. A style that has been found to be very effective for coaching is one that seeks the middle ground between directing and following; **guiding**.⁵

Guiding has been shown to be particularly useful for behavior or lifestyle changes. A guiding style focuses on strategies to get to a goal rather than what the patient is or is not doing right. With guiding, practitioners offer their patients alternatives but stop short of providing one solution. The practitioner serves as a resource by helping the patient see what is possible. At the same time, they recognize that the patient is an expert about their own life, and they allow them to make the choices they think will be most appropriate.⁵ A guiding style in self-care would be communicating with a patient about the various ways that interdental cleaning could be accomplished and letting them make the product choice.

Communication skills play a crucial role in the guiding style. Data shows that people who are effective at this style use a balanced approach of **asking**, **listening**, and **informing**. The skilled coach practicing a guiding style learns to ask open ended questions, actively listens and shows respect for the patient's response, regarding facts, diagnosis, and the range of recommendations.⁵

THE PRACTICE OF COACHING PATIENTS

Moving from advice giving to coaching requires a mental mind shift. One way to begin this is to pay attention to language. Words are powerful. They can serve as the foundation in creating a coaching experience with patients. Consider the potential that the reframing of these statements creates.

<i>Are you flossing?</i>	> Tell me about what you do to take care of your mouth?
<i>You really need to use floss every day.</i>	> Help me understand your challenges with floss.
<i>Let me show you again.</i>	> How can I help you?
<i>If you don't do this, you will end up at the periodontist.</i>	> Can you give me an idea of how important this is to you – on a scale of 1 to 10?
<i>I really want you...</i>	> What do you want?

This shift sometimes makes practitioners anxious about the time needed and the usefulness of the information uncovered. Initially, it is likely that coaching will require more time upfront as you move from telling to asking. However, if one adds all the time spent being stuck by having the same conversation over and over again, in the long-run, coaching saves time because it is a forward-moving process.

The language that the patient uses in answering the questions will provide insight into the readiness for change. Consider the following responses to the first question, **“Tell me what you do to take care of your mouth.”**

Precontemplation:

I don't want to talk about it — just clean my teeth.

Contemplation:

I brush every day, and I know I should do more, but it's just so hard.

Preparation:

Right now I'm just brushing but last time, you gave me a recommendation for a water flosser; and I've been thinking about it. I've looked at them in the store, and I'm interested. Tell me about it again.

Action:

I bought the water flosser and have been using it every day! I'm eager for you to tell me how my mouth looks.

Maintenance:

I'm not as faithful with my routine as I have been in the past. My mom has been sick; and I've been so busy and tired.

The degree of readiness exhibited by the patient determines the appropriate strategy or response to reduce resistance and increase a commitment to action. Prematurely rushing a commitment to action can have the opposite effect. For example, if the practitioner counters the first response with “it’s my job to tell you how to take care of your mouth, not just clean your teeth” the encounter will end up at an impasse, and both parties will be frustrated. On the other hand, if the practitioner says: “Okay, so I’m hearing you say that you just want the cleaning, and you aren’t interested in any information on how to maintain your mouth? Would I be right in guessing that coming in today was a big enough step for one day? Could I ask you to think about it for next time?”

This type of dialogue refrains from judging the patient or imposing the practitioner’s agenda. Instead, it tells the patient you heard and respect their wishes as well as acknowledging the challenge of coming in.

Learning to coach patients is a skill that can be developed with time and practice. A step-by-step approach can make the process seem less intimidating and more manageable. Practitioners are often surprised by the significance that one change in approach can make. The MI approach and stages of change interventions have been used successfully in the medical field to change behaviors for several years.^{7,11} The few studies that have used these techniques to change dental behaviors have had positive results.^{8,9,14} Coaching patients using MI and stages of change strategies has the potential for eliciting improved oral health behaviors.

MOVING BEYOND TRADITIONAL FLOSS

One way to begin coaching patients is in the area of interdental care. The mainstay of most self-care recommendations is dental floss. It is a core piece of most dental/dental hygiene education curriculum. It is reflected in television commercials and magazine advertisements; brush and floss. This leads to the perception that floss is superior to other types of interdental cleaning. Indication of this lies in the comment that is sometimes voiced by dental professionals when considering the merits of an alternative product: “I guess it’s better than doing nothing.” This is contrary to the evidence which has demonstrated that alternative products can produce the same or even superior results when compared to dental floss.^{15,16,17,18,19} Hujuel et al notes that dental floss has largely escaped the rigorous scientific evaluation that is required for pharmaceuticals and that its recommendation is founded more upon a ‘common sense’ approach.²⁰ The ability to be flexible and move beyond a traditional flossing recommendation is an ideal first step in learning to coach patients.

The Evidence for Dental Floss

Few studies exist that have looked at the benefit of adding floss to toothbrushing.¹⁶ An often cited paper on the efficacy of flossing is a two-week study by Graves et al. It compared toothbrushing alone to toothbrushing plus one of three different types of dental floss (waxed, unwaxed, tape). The participants came to the study facility each weekday to perform their assigned self-care under supervision. They performed the regimens on their own at home on the weekend. The results showed that the addition of dental floss, regardless of type, to toothbrushing was nearly twice as effective as toothbrushing alone (35% vs. 67%) in the

reduction of gingival bleeding. The limitation of the study is that the flossing was supervised. Subjects missed no more than one session.²¹ Whether similar results could be obtained with daily at-home unsupervised flossing is unknown. Other studies that employed an unsupervised flossing routine have not replicated this result.¹⁶

A systematic review of the efficacy of dental floss in addition to toothbrushing on plaque and gingival inflammation did not show a significant benefit for the addition of floss to toothbrushing. Eleven studies of a minimum of 28 days duration were included in the review. Four of the studies showed that the addition of flossing resulted in greater plaque reduction. For measures of inflammation, only one study had superior results for the reduction of bleeding.¹⁶

The Evidence for Alternative Mechanical Devices

Interdental brushes, toothpicks, wooden sticks, floss aids/holders, and automatic flossers are alternatives that have been compared to dental floss.^{15,17,19} Systematic reviews have been conducted on interdental brushes¹⁵ and wooden sticks.¹⁷ Slot et al reviewed nine studies and found that interdental brushes remove more plaque than dental floss or brushing alone. There was no difference between the product and dental floss in reduction of gingival inflammation.¹⁵ The Hoenderdos et al review on wooden sticks included eight

studies. The results showed that the wooden sticks did not have an additional effect on the reduction of plaque or gingivitis, but it did reduce the bleeding tendency.¹⁷ Both reviews note that interdental brushes and wooden sticks are not applicable for every patient as an adequate embrasure space is required.^{15,17}

Other products such as toothpicks, floss aids/holders, and automatic flossers are supported by select randomized clinical trials. Lewis et al compared toothbrushing plus a toothpick in a holder to toothbrushing plus dental floss and found both groups significantly reduced plaque and bleeding.²² Kleber and Putt conducted a cross-over study in which participants used dental floss and a floss-holding device for two-month periods. Both techniques were effective in reducing plaque and gingivitis.²³ Another cross-over study that compared a single use floss aid to traditional floss found similar reductions in plaque, gingivitis, and bleeding.²⁴ An automated flosser with a nylon filament tip (**Photo 1**) was compared to dental floss. Both significantly reduced plaque, gingivitis, and bleeding.²⁵ None of the trials included a toothbrushing only control.^{22,23,24,25}

Evidence for a Water Flosser

A 28-day study by Barnes et al found that a water flosser, also known as a dental water jet or an oral irrigator, (**See Photos 2, 3**) paired with either a manual or power



Photo 1:
Waterpik®
Power Flosser,
Model FLA-220



Photo 2:
Waterpik® Water
Flosser Ultra,
Model WP-100W.
Comes with Plaque
Seeker™ tip, jet tip,
Orthodontic tip,
Pik Pocket™ tip,
Toothbrush tip, and
tongue cleaner.



Photo 3: Waterpik®
Water Flosser Cordless
Plus, Model WP-450W.
Comes with Plaque
Seeker™ tip, jet tip,
Orthodontic tip,
and tongue cleaner.

toothbrush was as effective as manual toothbrushing and flossing in removing plaque and more effective in reducing bleeding and gingivitis. The effect was achieved with plain water and the jet tip.²⁶ The results for this study were confirmed in a 30 day study with 104 subjects. The addition of the Waterpik® water flosser to manual toothbrushing resulted in significantly better reductions in gingival bleeding compared to floss.⁴¹ Another 4-week study compared the use of the water flosser and manual toothbrushing to manual toothbrushing and flossing with a floss threader and toothbrushing alone in a group of adolescents with fixed orthodontic appliances. This study tested a new tapered brush tip (Orthodontic Tip) with water. Subjects who used the orthodontic tip removed 3.76 times as much plaque biofilm than those using dental floss and 5.83 times as much plaque biofilm than brushing alone. The water flosser reduced bleeding 84.5% from baseline. This was 26% better than with floss and 53% better than brushing alone.²⁷

Numerous studies have shown that adding a pulsating water flosser to toothbrushing provides better reductions in bleeding and gingivitis over toothbrushing alone.²⁶⁻³⁵ A systematic review by Hussein et al that included seven studies supports this. They found that adding a water flosser to toothbrushing provided better results in the reduction of bleeding and gingivitis than toothbrushing alone. No benefit for plaque reduction above and beyond toothbrushing was shown.¹⁸

The plaque removing capabilities of the water flosser has often been misunderstood. In studies conducted with water, some showed no benefit above and beyond toothbrushing^{26,29,31,32,34} while others found the dental water jet to improve plaque reduction.^{28,30,33} Recently, a study conducted at the University of Southern California Center for Biofilms is providing some clarity on this issue through the use of improved technology; scanning electron microscopy (SEM).

Numerous studies have shown that adding a pulsating water flosser to toothbrushing provides better reductions in bleeding and gingivitis over toothbrushing alone.

The investigators evaluated the effect of a three-second pulsating (1,200 per minute) lavage at medium pressure on plaque biofilm using SEM. Eight periodontally involved teeth

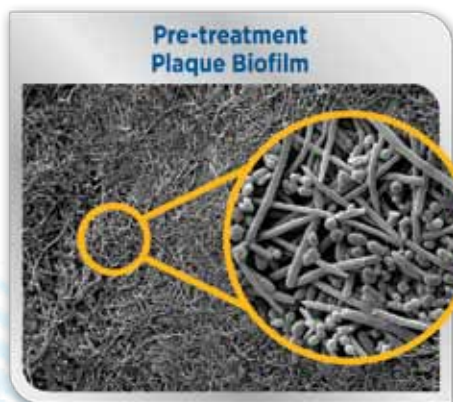


Photo 4

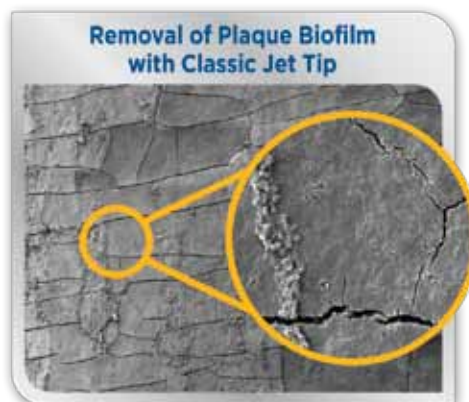


Photo 5

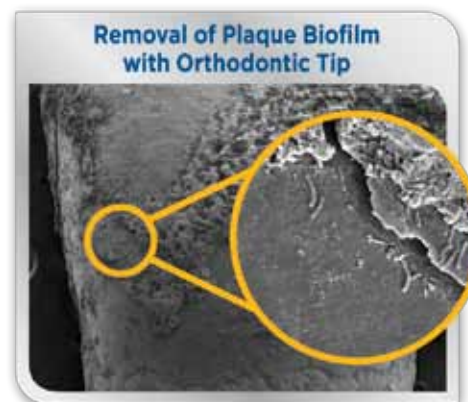


Photo 6

were extracted. Ten slices were cut from four teeth and inoculated with saliva and left for four days to further grow plaque biofilm (ex vivo). Four slices were treated with the jet tip and four with the orthodontic tip. Two slices were used as controls. The remaining four teeth were treated with the orthodontic tip to evaluate removal of calcified biofilm (in-vivo). The results showed that the jet tip removed 99.9% and the orthodontic tip 99.8% of biofilm. (Photos 4, 5) The orthodontic tip also significantly removed calcified biofilm from the surface of the teeth. (Photo 6) The researchers concluded that the hydraulic forces produced by the water flosser with 1,200 pulsations at medium pressure can significantly remove plaque biofilm from treated areas of tooth surfaces.³⁵

The Waterpik® water flosser has been evaluated in more than 50 studies. It has been shown to remove plaque^{26,35} and reduce bleeding,^{18,26} gingivitis,^{18,26} periodontal pathogens,^{29,36} and inflammatory mediators.³⁰ The studies indicate it is beneficial for patients in periodontal maintenance^{32,34} as well as for those with gingivitis,²⁹ orthodontic appliances,²⁷ implants,³⁷ crown and bridge,³⁸ and diabetes.²⁸

Most studies have been conducted using the classic jet tip (Photo 7). It is recommended for general use with general patient types. There are three other tips that have been scientifically evaluated and can be recommended to a patient for a customized regime. The Pik Pocket™ tip (Photo 8) is recommended for periodontal patients and can reach up to 90%

of a periodontal pocket. The orthodontic tip (Photo 9) was designed for orthodontic patients. It features small tapered bristles to enhance plaque removal. The newest tip, the Plaque Seeker™ tip (Photo 10) is recommended for implants, crowns, bridges, veneers, and general use. It features an innovative new design to help remove even more stubborn plaque from hard-to-reach areas.

For more information on the water flosser research see the self study called *The Water Flosser: An Evolutionary Step in Interdental Care.*

Summary

Getting patients to comply with self-care recommendations is often frustrating for both the practitioner and the patient. The traditional ‘tell, show, do’ approach is not effective; only about one third of patients floss on a regular basis. A new approach to behavior change is motivational interviewing. This method is a coaching style that uses behavior change strategies based on a patient’s readiness to change.

Moving beyond the traditional floss recommendation is one way practitioners can begin learning to coach patients. Many types of interdental aids have been shown to work as well as dental floss. These include interdental brushes, toothpicks, wooden sticks, and floss aids/holders, automatic flossers, and a pulsating water flosser.




Photo 7:
Classic Jet Tip



Photo 8:
Pik Pocket™ subgingival tip



Photo 9:
Orthodontic tip



Photo 10:
Plaque Seeker™ tip

References

1. Just the Facts, Flossing. Survey Center. *ADA News*. Nov. 2007
2. Ho PM et al. Impact of medication therapy discontinuation on mortality after myocardial infarction. *Arch Intern Med* 2006; 166:1842-1847.
3. Bloom BS. Daily regimen and compliance with treatment. *BMJ* 2001; 323:647-48.
4. Joffe H. Adherence to health messages: A social psychological perspective. *Int Dent J* 2000; 50:295-303.
5. Rollnick S et al. *Motivational interviewing in Health Care: Helping Patients Change Behavior*. 2008; New York: Guilford Press.
6. Auerbach J. *Personal and Executive Coaching*. 2001. Ventura, California: Executive College Press.
7. Rubak S et al. Motivational interviewing: A systematic review and meta-analysis. *Br J Gen Pract* 2005; 55:305-312.
8. Weinstein P, Harrison R, Benton T. Motivating parents to prevent caries in young children: One year findings. *J Am Dent Assoc* 2004; 135:731-738.
9. Weinstein P, Harrison R, Benton T. Motivating mother to prevent caries. Confirming the beneficial effect of counseling. *J Am Dent Assoc* 2006; 137:789-793.
10. Rollnick S et al. *Health Behavior Change: A Guide for Practitioners*. 1999. Edinburgh: Churchill Livingstone.
11. Prochaska O et al. *Changing for Good. A Revolutionary Six-Stage Program for Overcoming Bad Habits and Moving Your Life Positively Forward*. 1994 New York: Avon Books
12. Tilliss T et al. The transtheoretical model applied to an oral self-care behavioral change: Development and testing of instruments for Stages of Change and Decisional Balance. *J Dent Hyg* 2003; 77:16-25.
13. Tedesco L et al. Self-efficacy, reasoned action, and oral health behavior reports: a social cognitive approach to compliance. *J Behav Med* 1991; 14:341-355.
14. Stewart JE et al. Changes in dental knowledge and self-efficacy scores following interventions to change oral hygiene behavior. *Patient Educ Couns* 1996; 27:269-277.
15. Slot DE et al. The efficacy of interdental brushes on plaque and parameters of periodontal inflammation. A systematic review. *Int J Dent Hygiene* 2008; 6:253-264.
16. Berchier CE et al. The efficacy of dental floss in addition to a toothbrush on plaque and parameters of gingival inflammation: A systematic review. *Int J Dent Hygiene* 2008; 6: 265-279.
17. Hoenderdos NL et al. The efficacy of woodsticks on plaque and inflammation: A systematic review. *Int J Dent Hygiene* 2008; 6:280-289.
18. Hussein A et al. The efficacy of oral irrigation in addition to a toothbrush on plaque and the clinical parameters of periodontal inflammation: A systematic review. *Int J Dent Hygiene* 2008; 6:304-314.
19. Assadorian J. Canadian Dental Hygienists' Association Position Statement: Flossing. *CJDH* 2006; 40:1-10.
20. Hujoel PP et al. Dental flossing and interproximal caries: A systematic review. *J Dent Res* 2006; 85:298-305.
21. Graves et al. Comparative effectiveness of flossing and brushing in reducing interproximal bleeding. *J Periodontol* 1989; 60:243-247.
22. Lewis MW et al. Comparison of the use of a toothpick holder to dental floss in improvement of gingival health in humans. *J Periodontol* 2004; 75:551-556.
23. Kleber CJ, Putt MS. Formation of a flossing habit using a floss-holding device. *J Dent Hyg* 1990; 64:140-143.
24. Carter-Hanson C et al. Comparison of the plaque removal efficacy of a new flossing aid (Quik Floss®) to finger flossing. *J Clin Periodontol* 1996; 23:873-878.
25. Shibly O et al. Clinical evaluation of an automatic flossing device vs. manual flossing. *J Clin Dent* 2001; 12:63-66.
26. Barnes CM et al. Comparison of irrigation to floss as an adjunct to tooth brushing: Effect on bleeding, gingivitis, and supragingival plaque. *J Clin Dent* 2005; 16:71-77.
27. Sharma et al. Effect of a dental water jet with orthodontic tip on plaque and bleeding in adolescent patients with fixed orthodontic appliances. *Am J Orthod Dentofacial Orthop* 2008; 133:565-571.
28. Al-Mubarak et al. Comparison evaluation of adjunctive oral irrigation in diabetes. *J Clin Periodontol* 2002; 29:295-300.
29. Chaves ES et al. Mechanism of irrigation effects on gingivitis. *J Periodontol* 1994; 65:1016-1021.
30. Cutler CW et al. Clinical benefits of oral irrigation for periodontitis are related to reduction of pro-inflammatory cytokine levels and plaque. *J Clin Periodontol* 2000; 17:134-143.
31. Flemmig TF et al. Supragingival irrigation with 0.06% chlorhexidine in naturally occurring gingivitis. I. 6 month clinical observations. *J Periodontol* 1990; 61:112-117.
32. Flemmig TF et al. Adjunctive supragingival irrigation with acetylsalicylic acid in periodontal supportive therapy. *J Clin Periodontol* 1995; 22:427-433.
33. Hoover DR et al. The comparative effectiveness of a pulsating oral irrigator as an adjunct in maintaining oral health. *J Periodontol* 1971; 42:37-39.
34. Newman MG et al. Effectiveness of adjunctive irrigation in early periodontitis: Multi-center evaluation. *J Periodontol* 1994; 65: 224-229.
35. Gorur A et al. Biofilm removal with a dental water jet. *Compend Contin Ed Dent* 2009; 30(Suppl 1):1-6.
36. Cobb CM et al. Ultrastructural examination of human periodontal pockets following the use of an oral irrigation device in vivo. *J Periodontol* 1988; 59:155-163.
37. Felo A et al. Effects of subgingival chlorhexidine irrigation on peri-implant maintenance. *Am J Dent* 1997; 10:107-110.
38. Krajewski J et al. Evaluation of a water pressure cleaning device as an adjunct to periodontal treatment. *J Amer Soc Periodont* 1964; 2:76-78.
39. Braun R, Ciancio S. Subgingival delivery by an oral irrigating device. *J Periodontol* 1992; 63:469-472.
40. Jolkovsky DL et al. Clinical and microbiological effects of subgingival and gingival marginal irrigation with chlorhexidine gluconate. *J Periodontol* 1990; 61:663-669.
41. Rosema NAM et al. The effect of different interdental cleaning devices on clinical parameters. Presented at IADR, Barcelona, Spain, July 17, 2010. Abstract #3797.

POST TEST COURSE #10-12

Coaching Your Patients to Optimal Interdental Health

1. **Approximately how many adults use floss or interdental aids on a regular basis?**
 - a. 20.4%
 - b. 32.9%
 - c. 43.8%
 - d. 51.7%
2. **People sometimes underestimate their own personal risk for a condition or disease; They also overestimate the skills they have to limit the risk.**
 - a. Both statements are true
 - b. The first statement is true; the second is false
 - c. The first statement is false; the second is true
 - d. Both statements are false
3. **How does fear interfere with compliance?**
 - a. It may produce denial
 - b. It interferes with attention
 - c. It reduces retention
 - d. All of the above
4. **The underlying premise for motivational interviewing is:**
 - a. All patients have the potential for change
 - b. If patients know what to do they will do it
 - c. Patients who don't follow advice are lazy
 - d. Dismiss any patient who doesn't follow advice
5. **MI has been shown to outperform traditional advice-giving in the treatment of:**
 - a. Weight loss
 - b. Lowering cholesterol
 - c. Reducing early childhood caries
 - d. All of the above
6. **An acronym for the four guiding principles of MI is RULE. This stands for:**
 - a. Reframe, Uncover, Learn, Excite
 - b. Resist, Understand, Listen, Empower
 - c. Routine, Utilize, Leverage, Explain
 - d. Repeat, Unify, Lighten, Expect
7. **Two factors in a person's readiness to change are:**
 - a. Time and money
 - b. Importance and confidence
 - c. Knowledge and skills
 - d. Age and gender
8. **The Stages of Change are:**
 - a. Protagonist, Cooperator, Propagator, Author, Mentor
 - b. Pontificate, Consider, Proceed, Announce, Measure
 - c. Pre-contemplation, Contemplation, Preparation, Action, Maintenance
 - d. Placate, Comply, Prioritize, Agree, Mend
9. **A guiding style focuses on: Strategies to get to a goal. How fast the patient accomplishes those strategies.**
 - a. Both statements are true
 - b. The first statement is true, the second is false
 - c. The first statement is false, the second is true
 - d. Both statements are false
10. **People who are effective at the guiding style use which mix of asking, listening, informing:**
 - a. Heavier on asking, lighter on listening and informing
 - b. Heavier on listening, lighter on asking or informing
 - c. Heavier on informing, lighter on asking and listening
 - d. Balanced for asking, listening, and informing
11. **Dental floss has largely escaped the rigorous scientific evaluation that is required for drugs; Its recommendation is more founded upon a 'common sense' approach.**
 - a. Both statements are true
 - b. The first statement is true; the second is false
 - c. The first statement is false; the second is true
 - d. Both statements are false
12. **A systematic review of the efficacy of dental floss in addition to toothbrushing found:**
 - a. Better plaque removal compared to toothbrushing alone
 - b. Better reduction in inflammation compared to toothbrushing alone
 - c. Better reductions in plaque and inflammation compared to toothbrushing alone
 - d. No significant different in reductions of plaque and inflammation compared to toothbrushing alone
13. **Which products have been shown to work as well as dental floss?**
 - a. Wooden sticks
 - b. Interdental brushes
 - c. Power flossers
 - d. All of the above
14. **When compared to traditional brushing and flossing, the water flosser was?**
 - a. More effective in removing plaque and reducing bleeding and gingivitis
 - b. As effective in removing plaque and more effective in reducing bleeding and gingivitis
 - c. Less effective at removing plaque; as effective in reducing bleeding and gingivitis
 - d. Less effective at removing plaque and reducing bleeding and gingivitis
15. **A three-second pulsating lavage with a jet tip at medium pressure removed what percentage of plaque biofilm as viewed by scanning electron microscopy (SEM)?**
 - a. 39.9%
 - b. 59.9%
 - c. 79.9%
 - d. 99.9%



CE REGISTRATION FORM AND ANSWER SHEET

Course # 10-12: Coaching Your Patients to Optimal Interdental Health

Name: _____

Credentials: _____

Street Address: _____

City: _____

State: _____ Zip: _____

Daytime Phone: _____ Mobile or Hm: _____

Email: _____

Answer Sheet

Please circle the correct answer for each question.

1.	a	b	c	d
2.	a	b	c	d
3.	a	b	c	d
4.	a	b	c	d
5.	a	b	c	d
6.	a	b	c	d
7.	a	b	c	d
8.	a	b	c	d
9.	a	b	c	d
10.	a	b	c	d
11.	a	b	c	d
12.	a	b	c	d
13.	a	b	c	d
14.	a	b	c	d
15.	a	b	c	d

Course Evaluation

Circle your response: 1 = lowest, 5 = highest

Course objectives were met	1	2	3	4	5
Content was useful	1	2	3	4	5
Questions were relevant	1	2	3	4	5
Rate the course overall	1	2	3	4	5
How did you acquire this course:					
Internet	DVD	Tradeshow	CE Handout		

OBTAINING CONTINUING EDUCATION CREDITS

Credits: 3 hours

If you have questions about acceptance of CE credits, please consult your state or provincial board of dentistry.

Directions:

- Fill out the Water Pik CE Registration Form and Answer Sheet.
- Answers should be logged on the answer sheet. Please make a copy of your post test and answer sheet to retain for your records.
- Only one original answer sheet per individual will be accepted.
- Answers left blank will be graded as incorrect.
- Please fill out the course evaluation portion.
- The post test may be submitted via mail, fax, or email to:

Water Pik, Inc
 1730 East Prospect Road
 Fort Collins CO 80553
 Attn: Continuing Education Self Study Program
 Fax: 970-221-8715
 Email: ce@waterpik.com

Scoring:

In order to receive credit, you must answer correctly 10 questions out of 15.

Results:

By email: 6 weeks; please make sure your email address is clear and legible.

By mail: 8-10 weeks

Questions regarding content or applying for credit?

Contact: Carol Jahn, RDH, MS, by email: cjahn@waterpik.com or phone: 630-393-4623

Academy of General Dentistry Approved PACE Program Provider FAGD/MAGD Credit. Approval does not imply acceptance by a state or provincial board of dentistry or AGD endorsement. The current term of approval extends from 06/01/2006-05/31/2010.

